

LARGE CAN TYPE

HP

Series

Snap-in Terminal, Wide Temperature Range

JAMICON®

LP ← HP → LS



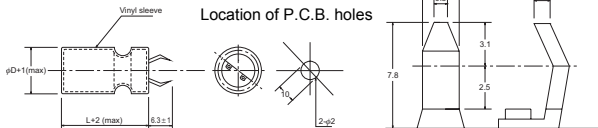
- Three kinds of terminal are available for your use.
- High temperature 105°C, high ripple current and high reliability.

● SPECIFICATION

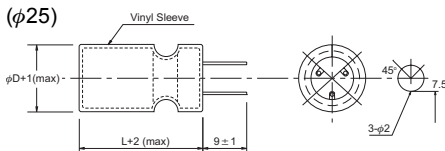
Item	Characteristic												
Operation Temperature Range	-40 ~ +105°C						-25 ~ +105°C						
Rated Working Voltage	16 ~ 100VDC						160 ~ 400VDC						
Capacitance Tolerance (120Hz 20°C)	±20%(M)												
Leakage Current (20°C)	I ≤ 0.02CV or 3 (mA) *Whichever is smaller after 5 minutes I : Leakage Current(μA) C : Rated Capacitance(μF) V : Working Voltage(V)												
Surge Voltage (20°C)	W.V.	16	25	35	50	63	100	160	200	250	350	400	
	S.V.	20	32	44	63	79	125	200	250	300	400	450	
Dissipation Factor (tan δ) (120Hz 20°C)	W.V.	16	25	35	50	63	100	160	200	250	350	400	
	tan δ	0.45	0.35	0.30	0.25	0.25	0.20	0.15	0.15	0.15	0.20	0.20	
Low Temperature Stability	Impedance ratio at 120Hz												
	Rated Voltage (V)	16	25	35	50	63~100	160~250	350~400					
	-25°C / +20°C	6	6	6	4	3	4	6					
	-40°C / +20°C	15	15	10	8	6	—	—					
Load Life	After 2000 hours application of W.V. at +105°C, the capacitor shall meet the following limits.												
	Capacitance Change	≤ ±20% of initial value											
	Dissipation Factor	≤ 200% of initial specified value											
	Leakage current	≤ initial specified value											
Shelf Life	At +105°C no voltage application after 1000 hours, the capacitor shall meet the limits for load life characteristics. (with voltage treatment)												

● TERMINAL TYPE

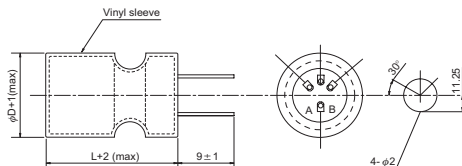
▲ P.C.B. TERMINAL (SNAP IN)
SYMBOL: W(φ22~35)



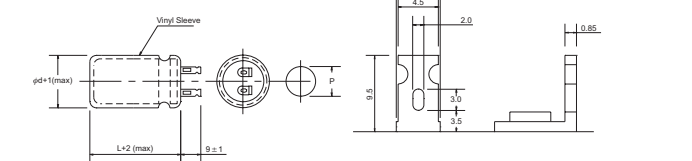
▲ P.C.B. TERMINAL
SYMBOL: V(φ25~35)



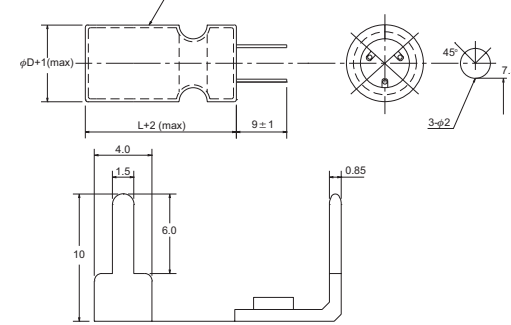
(φ35)
A.B. blank terminals



▲ LUG TERMINAL
SYMBOL: G(φ22~35)



(φ30)



φD	22	25	30	35
P	8	10	10	14

● RIPPLE CURRENT COEFFICIENTS

Temperature(°C)	45	60	85	105
Multiplier	2.55	2.25	1.65	1.00

Frequency(Hz)	60	120	300	1K	10K	100K
W.V.	Multiplier					
16~50V	0.90	1.00	1.03	1.05	1.10	1.10
63~100V	0.85	1.00	1.07	1.13	1.19	1.20
160~400V	0.80	1.00	1.15	1.25	1.35	1.40

