

CUSTOMER'S APPROVAL: _____ DATE: _____
 FIRST ARTICLE SAMPLE REQUIRED: YES, NO.


THIS WIRE SPEC CAN ONLY SUPPORTS THE ELECTRICAL PERFORMANCE UPTO 5 METERS FOR LONGER LENGTH, PLEASE USE TTL'S PATENTED SLAC™ WIRE DESIGN.
 NOTE:

1. THIS ITEM CONTAINS PAT. US 6,287,148 B1 RF-BLOK™ SHIELDING DESIGN.
2. WIRE MARKING:
 (TTL) E193793 RJ AWM 20276 80°C 30V VW-1
 DVI SINGLE LINK DIGITAL

NOTE: REV.D BLACK DVI HOOD

UNITS: mm

P/N	Lt(mm)
VHD-MM-0.5M	500±50
VHD-MM-1M	1000±50
VHD-MM-2M	2000±50
VHD-MM-3M	3000±100
VHD-MM-5M	5000±150



ITEM	DESCRIPTION	QTY.	UNIT
1	HDMI TYPE A 19PIN CONNECTOR, MALE W/GOLD PLATED PINS UL94V-0	1	PCS.
2	DVI MALE CONNECTOR W/18 CONTACTS ONLY(18+1)	1	PCS.
3	BLACK MOLDED PVC HOOD	1	PCS.
4	PAT. US 6,287,148 B1 RF-BLOK™ SHIELDING METAL CAN	2	PCS.
5	BLACK #4/40 THUMBSCREW	2	PCS.
6	(100Ω SHIELDED TWIN PAIRS)x4+5C WIRE; AL-FOIL+85% BRAID; BLACK PVC JACKET.	L	mm.
7	BLACK MOLDED PVC HOOD	1	PCS.

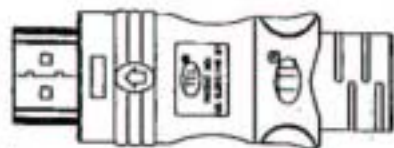
REVISED DETAILS

REV.	DESCRIPTION	DATE	REVISED BY
A	CHANGE HDMI MOLDED	JUL.24.04	G.ZHOU
B	ADD "HDMI" LOGO	AUG.16.04	G.ZHOU
C	REMOVE "HDMI" LOGO	SEP.19.04	X.X.WANG
D	CHANGE DVI HOOD WHITE TO BLACK	NOV.04.04	X.X.WANG

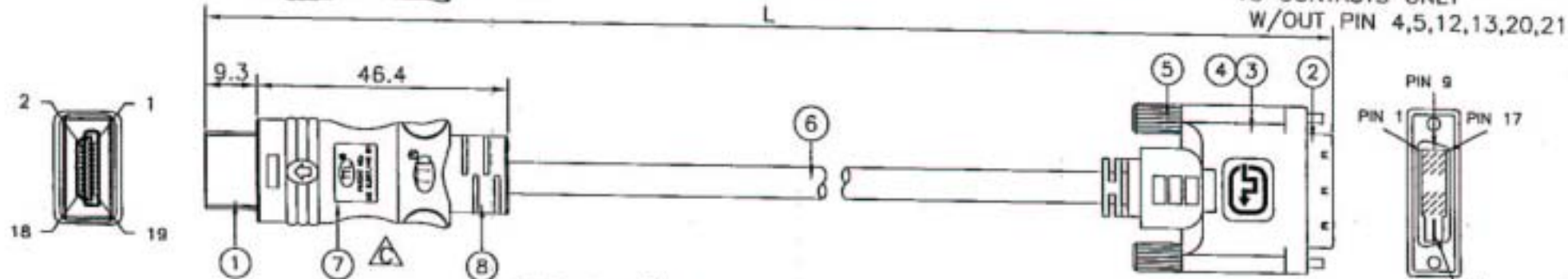
Part number: VHD-MM-L
 Revision: D
 RFD number:
 Drawing #: 046503
 Drawn by: G.ZHOU
 Scale: None
 Checked by:
 Date: 06/05/2004

© Copyright 06-2004

TTL13/H/???? / 046503



CUSTOMER'S APPROVAL: _____ DATE: _____
 FIRST ARTICLE SAMPLE REQUIRED: YES, NO.



THIS SLAC™ WIRE SPEC CAN SUPPORTS THE ELECTRICAL PERFORMANCE ABOVE 5 METERS, AS HEREUNDER.
 NOTE:


1. THIS ITEM CONTAINS PAT. US 6,287,148 B1 RF-BLOK™ SHIELDING DESIGN.
2. WIRE MARKING:
 (TTL)® E193793 RJ AWM 20276 80°C 30V VW-1

⚠ DVI SINGLE LINK DIGITAL SUPER LOW ATTENUATION CABLE (SLAC™)

NOTE: REV.D BLACK DVI HOOD

UNITS: mm

P/N	L±(mm)
VHD-SLAC-7.5M	7500±200
VHD-SLAC-10M	10000±200
VHD-SLAC-15M	15000±250
VHD-SLAC-20M	20000±250



ITEM	DESCRIPTION	QTY.	UNIT
1	HDMI TYPE A 19PIN CONNECTOR, MALE W/GOLD PLATED PINS UL94V-0	1	PCS.
2	DVI MALE CONNECTOR W/18 CONTACTS ONLY(18+1)	1	PCS.
3	BLACK MOLDED PVC HOOD	1	PCS.
4	PAT. US 6,287,148 B1 RF-BLOK™ SHIELDING METAL CAN	1	PCS.
5	BLACK #4/40 THUMBSCREW	1	PCS.
6	(100Ω SHIELDED TWIN PAIRS)x4+5C WIRE; AL-FOIL+85% BRAID; BLACK PVC JACKET.	2	PCS.
7	PAT. US 6,287,148 B1 RF-BLOK™ NICKEL PLATING SHIELDING METAL CAN	L	mm.
8	BLACK MOLDED PVC HOOD	1	PCS.
		1	PCS.

REVISED DETAILS

REV.	DESCRIPTION	DATE	REVISED BY
A	CHANGE HDMI MOLDED TYPE ADD "HDMI" LOGO	AUG.16.04	G.ZHOU
B	CHANGE WIRE MARKING	AUG.31.04	J.F.ZHAO
C	REMOVE "HDMI" LOGO	SEP.19.04	X.X.WANG
D	CHANGE DVI HOOD WHITE TO BLACK	NOV.04.04	X.X.WANG

Part number: VHD-SLAC-L	Revision: D
RFQ number:	Drawing #: 046505
Drawn by: G.ZHOU	Scale: None
Checked by: G.ZHOU	Date: 06/05/2004

© Copyright 06-2004

TTL13/H/???? / 046505