

## → EV Wireless Mic R300

### R300 WIRELESS MICROPHONE SYSTEM

Designed for the entry-level professional, the Electro-Voice R300 makes the benefits of professional wireless microphone performance accessible to a new category of users. With features like one-touch ClearScan and EZsync transmitter update, the R300 offers professional-class capabilities but is as easy to setup and use as any entry-level wireless microphone system.

- ClearScan™ – find the clearest channel available with the touch of one button
- EZsync™ – infrared channel transfer from receiver to transmitter for easy and error-free setup
- PL22 cardioid dynamic microphone element for crisp, clear vocals in any application
- Rugged metal transmitters with backlit LCD display and battery gauge
- Bodypack with TA4 connector – Compatible with lapel and head-worn microphones
- 14-hour battery life from two AA alkaline batteries
- 32 preset channels, with compatible groups of 8 channels for simultaneous use
- Detachable half-wave TNC antennas enable use with APD4+ antenna distribution system
- Metal receiver chassis with optional rack-mount ears and front-mount antenna cables



### R300 HANDHELD SYSTEM

#### MIC & RECEIVER KIT

The HT-300 metal handheld transmitter is made to withstand the rigors of daily use but still be comfortable in your hand. The PL22 dynamic microphone is the perfect all-around microphone for speaking engagements, singing and emcees. The cardioid pickup pattern rejects noises from the surroundings, helps control audio feedback, and still allows an experienced vocalist to work the microphone.

- ClearScan automatically finds the clearest channel
- EZsync one-step channel setup
- PL22 cardioid dynamic microphone element
- 14 hour battery life from two AA alkaline
- Rugged metal transmitter
- Metal receiver chassis

Code R300-HD-B



### R300 LAPEL SYSTEM

#### MIC & RECEIVER KIT

The R300-L system includes the metal BP-300 bodypack transmitter, which uses two AA batteries. With ClearScan and EZsync, the R300-L is the easiest wireless system you will ever use for presentations and worship services. The directional ULM18 helps to reject noise from the surroundings and control audio feedback.

- ClearScan automatically finds the clearest channel
- EZsync one-step channel setup
- ULM18 directional lapel microphone
- 14 hour battery life from two AA alkaline
- Rugged metal transmitter
- Metal receiver chassis

Code R300-L-B



### R300 HEADSET SYSTEM

#### MIC & RECEIVER KIT

The R300-E system includes the metal BP-300 bodypack transmitter, which uses two AA batteries. The HM3 microphone is comfortable for extensive daily use, including long presentations. Using a headwork microphone helps to control audio feedback and provides consistent audio while the speaker moves naturally around the stage.

- ClearScan automatically finds the clearest channel
- EZsync one-step channel setup
- HM3 omni-directional microphone
- 14 hour battery life from two AA alkaline
- Rugged metal transmitter

Code R300-E-B



### R300 ACCESSORIES

Replacement microphones.

#### HANDHELD MIC

Code HT-300-B



#### LAPEL MIC

Code ULM18



#### HEADSET MIC

Code HM3



#### BODY PACK

Belt pack transmitter (only).

Code BP-300-B

#### BODY PACK SYSTEM

Kit includes the receiver unit and a belt body transmitter unit (TA4). No microphone.

Code R300-BP-B

#### RECEIVER

Base station only.

Code R300-RX-B



## → Electro-Voice

### EVID CEILING SPEAKERS

The Electro-Voice EVID Ceiling loudspeaker system is a complete package consisting of a bezel assembly, grille, rear enclosure, coax mounted two-way loudspeaker and internal line-matching transformer. Features a waveguide coupled titanium coated dome tweeter, 2nd order crossover network at 3.3kHz, protection circuit to protect the network, woofer, and tweeter drivers from excessive power levels. Transformer with 70V or 100V lines, or 8Ω bypass. Selection is via a convenient switch on the front baffle. The perforated grille is finished in semi-gloss white powdercoated enamel. The baffle and bezel are constructed from UL94V-0 rated ABS. The EVID line of ceiling speakers has been designed to provide wide dispersion, high efficiency, high-maximum output, ease of installation, and wide-range reproduction of music or voice.

EV Innovative Design

### EVID C8.2

#### 8" TWO-WAY HI-FI PAIR

Tuned enclosure 8-inch woofer to provide amazing bass response. The 1-inch waveguide-coupled tweeter give smooth controlled coverage out to 20 kHz. Perfect for installations where a flush-mount design is desired but demand for high-quality audio exists. Features a 4-point mounting system to make installations fast and easy. Available in a low-profile version, ideal for tight ceiling spaces.

200mm Polypropylene Woofer  
25mm Titanium Mylar Tweeter  
70V: 1.88/3.75/7.5/15/30W  
100V: 3.75/7.5/15/30W  
Bypass: 8Ω (Front switch)  
50Hz-20KHz -10dB 110°  
UL1480, UL2043, UL94V-O

Watt	75W(300Wmax)	
Taps	8Ω/1.88/3.75/7.5/15/30W	
SPL	91dB	
dBi	116dB	
Details	Extended LF	Low Profile
Freq.	50Hz-20KHz	55Hz-20KHz
Size	255x270mmØ	178x270mmØ
Code	C8.2	C8.2LP



Sold in pairs

### EVID C8.2 HIGH CEILING

#### 8" TWO-WAY FOR HIGH CEILINGS

The EVID C8.2HC is ideal for high ceilings and reverberant "problem" rooms. Its exclusive ported, waveguide-coupled, 8-inch driver provides excellent intelligibility and definition. The C8.2HC's patent-pending design provides great coverage control throughout the voice range and above. No other ceiling speaker system provides the combination of excellent pattern control, wide bandwidth, high power handling, and compact design like the C8.2HC.

200mm Polypropylene Woofer  
25mm Titanium Mylar Tweeter  
70V: 7.5/15/30/60W  
100V: 7.5/15/30/60W  
Bypass: 8Ω (Front switch)  
50Hz-20KHz -10dB 70°  
UL1480, UL2043, UL94V-O

Watt	75W(300Wmax)	
Taps	8Ω/7.5/15/30/60W	
Size	303x320mmØ	
SPL	93dB	
dBi	118dB	
Freq.	50Hz-20KHz	
Code	C8.2HC	

Sold in pairs



→ **Electro-Voice**

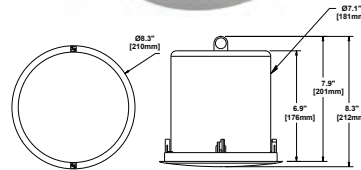
**EVID C4.2**

**4" TWO-WAY HI-FI 8" BEZEL PAIR**

Perfect for conventional rooms. It has excellent bandwidth in an esthetically very unobtrusive installation profile. Its compact design fits in tight areas. Its 4-inch woofer and waveguide-coupled, titanium-coated dome tweeter give smooth, wide frequency response. The enclosure is ported and tuned to provide surprising bass response in such a compact package. Features an easy 3-point mounting system for quick installations.

100mm Polypropylene Woofer  
 20mm Titanium Mylar Tweeter  
 70V: 1.88/3.75/7.5/15/30W  
 100V: 3.75/7.5/15/30W  
 Bypass: 8Ω (Front switch)  
 65Hz-20KHz -10dB 130°  
 UL1480, UL2043, UL94V-O

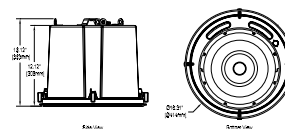
Watt 50W(200Wmax)  
 Taps 8Ω/1.88/3.75/7.5/15/30W  
 Size 176x181mmØ  
 SPL 85dB  
 dBi 109dB  
 Freq. 65Hz-20KHz  
 Code C4.2



**EVID C12.2**

- Full-range power, ample HiFi sound for high ceilings in large spaces
- High 100 dB sensitivity and high 100Wrms power-handling 12"
- Front-panel mode/wattage selector. White gloss perforated grille
- Safe, easy installation with included tile bridge and mounting ring
- Integrated transformer with automatic saturation compensation for distortion free 70 V, 100 V, or 8 Ω use
- Heavy-gauge steel enclosure
- Pendant Mount Rigging Points for use in Open Ceiling Installations
- Tile Bridge and Mounting Ring for Easy Installation into Tile Ceilings

Watt 100W(400Wmax)  
 Taps 8Ω/4/8/16/32/64W  
 Size 333x414mmØ  
 SPL 100dB  
 dBi 126dB  
 Freq. 65Hz-20KHz  
 Code C12.2



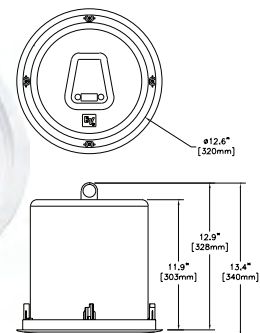
**EVID C10.1 SUB-WOOFER**

**45Hz to 180Hz CEILING MOUNT**

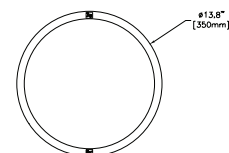
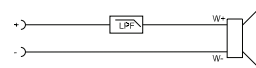
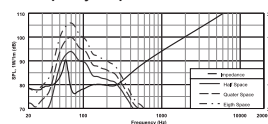
The C10.1 packs a 10-inch subwoofer in a tuned high performance enclosure to give amazing low frequency performance down to 45Hz! It is one of the few quick-mount ceiling TRUE subwoofers available. Flexible installation and powerful low-end performance make it the ideal mate to any EVID ceiling model.

- 10" High-Excursion sub
- Low Pass Network with Overload Protection
- Integrated low loss matching transformer allows for either 70v/100v or 8-ohm
- Tile bridge & mounting ring for easy installation

Watt 150W(600Wmax)  
 Taps 8Ω/7.5/15/30/60W  
 Size 303x320mmØ  
 SPL 94dB  
 dBi 120dB  
 Freq. 45Hz-180Hz  
 Code C10.1



Frequency Response:



Sold in singles



## → Electro-Voice

### EVID SURFACE MOUNT SPEAKERS

EVID is not just another speaker. From the unique aesthetic design to the innovative acoustic integrity, EVID delivers value, performance and ease-of-use to the contractor and end listener alike. EVID is something attractive and superior sounding in a world of plain black boxes.

EV have achieved a comprehensive background/foreground speaker line with the characteristics installers need and the features users want.

- 1" titanium diaphragm HF driver with neodymium magnetic structure
- Coherent Coverage Waveguide
- Full-bandwidth overload protection (LF and HF)
- Elliptical weather-resistant ABS enclosure
- Oval shaped. Metal grilled. Modern styling.
- Paintable black or white finish
- Strong-Arm Mount™ for easy, flexible aiming
- "T" version for 70 or 100 V distributed systems
- Screw terminal inputs. Daisy-chain option
- Premium build quality and excellence in sound

Includes wall stand. Sold in pairs.  
Coverage -6dB Horz. 140° Vert. 100°  
Screw terminal back panel.  
0.75" Titanium tweeter  
Taps\* 70V:5W, 100V:10W

**EVID™**  
EV Innovative Design



#### EVID 3.2

Woofer	3½"			
Power	75Wrms (300Wmax)			
Size	135x130x165mm (1.5Kg)			
Freq.	85-20KHz			
SPL	87dB			
dBi	104dB			
Taps	8 Ohm	8Ω/70V/100V		
Colour	Black	White	Black	White
Code	EVID3.2	EVID3.2W	EVID3.2T	EVID3.2TW



#### EVID 4.2

Includes wall stand. Sold in pairs.  
Coverage -6dB Horz. 120° Vert. 80°  
Screw terminal back panel.  
1" Titanium tweeter Coax mounted  
8 Ohm input with optional: Taps\* 70V:7W, 100V:15W

Woofer	4"			
Size	310x175x216mm (4Kg)			
Freq.	65-20KHz			
Power	100Wrms(400Wmax)			
SPL	89dB			
dBi	115dB			
Taps	8 Ohm	8Ω/70V/100V		
Colour	Black	White	Black	White
Code	EVID4.2	EVID4.2W	EVID4.2T	EVID4.2TW



#### EVID 6.2

Includes wall stand. Sold in pairs.  
Coverage -6dB Horz. 100° Vert. 80°  
Screw terminal back panel.  
1" Titanium tweeter Coaxial Mounted  
8 Ohm input with optional: Taps\* 70V, 100V:15/30/60W

Woofer	6"			
Size	420x230x300mm (5.3Kg)			
Freq.	62-20KHz			
Power	150Wrms(600Wmax)			
SPL	94dB			
dBi	122dB			
Taps	8 Ohm	8Ω/70V/100V		
Colour	Black	White	Black	White
Code	EVID6.2	EVID6.2W	EVID6.2T	EVID6.2TW



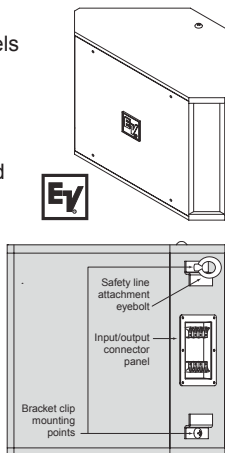
**→ Electro-Voice**

**EVID 12.1**

**12" SUBWOOFER ADD-ON**

- Supplemental 12" bass system for indoor speakers
- Satellite system type - No additional amp required
- High-excursion woofer with dual voice coil for L/R channels
- High sensitivity, high power-handling as with other EVID
- Crossed-over pass-thru for up to four satellite speakers
- Trapezoidal shape for corner enhanced horn efficiency
- Eyebolts for optional ceiling hang mounting by rigging
- Steel-reinforced cabinet with mounting hardware included
- Paintable black or white finish decor attractive

Woofer	12"
Power	175Wrms(700Wmax)
Size	412x594x305mm (18Kg)
Freq.	40-140Hz
SPL	100dB
dBi	128dB
Taps	8 Ohm x2
Colour	Black White
Code	EVID12.1 EVID12.1W



**EVID FM SERIES**

**2-WAY FLUSH MOUNT LOUDSPEAKER**

- Shallow profile, ideal for tight wall or ceiling spaces
- Tuned passive radiator extends bass, enhances performance
- High quality 1-inch titanium dome tweeter
- Full-bandwidth overload protection
- 70 V, 100 V, and 8 ohms operation
- Front-panel mode/wattage switch
- Fully-sealed enclosure provides superior isolation to protect adjacent rooms
- Secure Phoenix-style pass-through connectors for easy wiring and installation.
- Four point "quick mounting" tabs for fast attachment in any wall cavity
- Can-mounted transformer for enhanced rigidity
- Ribbed back can eliminates flexing

Woofer	4" + 4" PR	6" + 6" PR
Power	50Wrms(200Wmax)	75Wrms(300Wmax)
Size	350x200x95mm (3Kg)	465x256x100mm (6Kg)
Freq.	52-20,000KHz	52-20,000Hz
SPL	97dB	90dB
dBi	110dB	115dB
Taps	8Ω/1.75/3.75/7.5/15/30	8Ω/7.5/15/30/60
Colour	White	White
Code	FM4.2	FM6.2

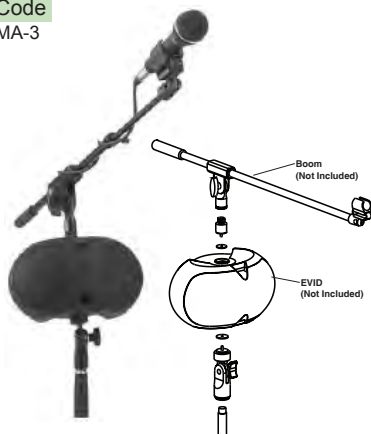


**EVID MIC STANDING**

**MICROPHONE STAND KIT**

Clever system that attaches EVID speakers in between microphone holder and microphone stand (not included). Angle adjustable.

Code  
MA-3



**EVID DESK STAND**

**HORIZONTAL MOUNT**

Suits all EVID Surface mount speaker boxes. Horizontal table-top mounting. Metal stand with rubber feet. Sold in pairs.

Code  
HS-3



**EVID BACK COVERS**

**WEATHER PROOF PLATE**

Rugged terminal cover with cable grommet. Protects rear of EVID from the elements.

Suits	EVID4.2B	EVID4.2W	EVID6.2B	EVID6.2W
Colour	Black	White	Black	White
Code	TC-4B	TC-4W	TC-6B	TC-6W

